

# UPDATE

Autumn 2017

## Notes from the Chairman

**As you can see from the articles within this newsletter** the past six months have been very eventful. Much time has been spent responding to Waverley's evolving Local Plan. It is concerning to note that, following a review by a Government appointed Inspector, the housing target for the Borough has increased. It is disappointing to see that our parish has borne a disproportionate share of that increase. The Neighbourhood Plan Group has represented the parish's interests on this subject, in conjunction with the Parish Council,

and has responded to the public consultation. The centre pages of this newsletter outline the latest developments in the creation of our Neighbourhood Plan, including the results of our recent survey. We had hoped to bring you news about the progress of the call for sites process in this newsletter, but that has been delayed for further consultations between the Neighbourhood Plan Steering Group and statutory bodies such as Natural England.

*Councillor Patrick Stewart, Council Chairman, 2017-18*

Contents	
Notes from the Chairman	1
Our new Clerk	1
2017 Community Directory	2
Grants and donations	2
Parish Land	2
Planning Committee	3
Fly-Tipping	3
Report it online	3
Neighbourhood Plan	4
Allotments	6
Dog Poo	6
Being a Councillor	6
Parish, Borough and County Councillors	7
Diary dates	8
Council office	8
Contacting Surrey Police	8

**For an update on the development of the Neighbourhood Plan see pages 4 and 5**

## Welcome to our new clerk – Sarah Nash

**We are delighted to introduce you to Sarah Nash, who joined Witley Parish Council as our new clerk in May 2017.**

Sarah was previously the deputy clerk at Haslemere Town Council and has also worked in the Planning Policy team at Waverley Borough Council. Her experience in both these roles is proving extremely valuable to us as we work to produce a Neighbourhood Plan for Witley Parish.

Sarah has a degree in Geography, an MA in Planning Policy and Practice and has achieved her CiLCA (Certificate in Local Council Administration) qualification.

Since joining us, Sarah has thrown herself into the life of the parish. She attended all three of the local fairs and fetes, and was a very welcome member of the team that manned the recent Neighbourhood Plan exhibitions.



*continued on page 2*

continued from page 1

Sarah grew up in Farnham and now lives in Whitehill, Hampshire with her husband and two young sons. Both children attend primary school in Liphook.

Sarah says that she enjoys working at parish council level because it means she can work more closely with the local community. This is an attitude that


is much appreciated by both the community and by the Witley Parish Council councillors.

## The 2017 Community Directory

With this newsletter you will have received your copy of the **Witley Parish Council Community Directory for 2017**. We hope you will find it a useful way to access local services and organisations, as well as your local Parish, Borough and County Councillors.

If you spot any omissions or inaccuracies please let us know. The directory is also available online via our website. Any changes will be made to the online directory as soon as we are made aware of them, the changes to the paper copy will be made in the 2018 edition.

We rely on residents to tell us about local services and organisations, so please keep feeding us information.



## Grants and Donations

If your organisation would benefit from a grant or donation, please get in touch.

Every year we allocate a sum of money to help local organisations and charities through grants and donations. Grants should be for capital projects, rather than for routine maintenance, but could help towards, for example, the purchase of equipment, alterations for accessibility or staging an event. For more information see our website.

*Councillor Gillian McCalden, Chairman, Finance and General Purposes Committee 2017-18*



## Out and about on Parish land

The past half year has been one of steady progress rather than new initiatives – deliberately so, as we wanted to give our new Clerk, Sarah Nash, time to get to grips with the day-to-day management of the Parish's estate, which will be a major part of her work. Points of interest include:

- The improved and raised footpath through the Pleck. This has now been finished and has settled in; we expect no further flooding incidents.
- There is a steady demand for allotments. We have reviewed with allotment holders the present ban on hosepipes and have agreed that people who, for reasons of personal frailty, find carrying watering cans difficult, can ask for a licence to use a hose.

However, in general, to prevent abuse of the system, the ban will remain in place.



- We are currently searching for a suitable site for the U3A Boules Club, which lost the use of one of their pitches and approached us to see whether the Parish could help with space at the Jubilee Field. However, competing demands for space there have led us to look elsewhere. Initial thoughts turned to the otherwise unused land at Chichester Close, but lack of adequate parking would seem to rule that out. Thoughts now focus on Moushill Green, depending on the Club's funding resources.
- We have agreed, in conjunction with the Burton Pavilion management, to rent a new pitch on Milford Heath for the use of the Milford Pumas, the very popular youth football club. The Pumas continue to face a burgeoning demand and we are keen to





accommodate them. In the long term, the demand for new playing facilities of all kinds is likely to outstrip the available land, particularly when the need is for flat sites. One possibility is to collaborate with local

schools – something to be explored in coming years.

*Councillor Graham Hewett, Chairman, Amenities and Environment Committee, 2017-18*

## News from the Planning Committee

### As well as commenting on planning applications for developments in the parish,

the planning committee is invited to respond to consultations sent out by Surrey County Council, Waverley Borough Council and other organisations.

For example, Surrey County Council (SCC) recently had a consultation regarding the future of their recycling centres. SCC were planning to close four of their smaller recycling centres (including Cranleigh), to remove the free allowance for non-household waste and to reduce the number of days that some recycling centres are open.

Our response concentrated on the obvious concerns regarding fly-tipping. We have already seen numerous incidents of fly-tipping around the parish, and we feel that reducing the opening times and the allowance for non-household waste will inevitably lead to increased fly-tipping. The cost of cleaning up fly-tipping generally falls on the landowners – Waverley Borough Council, the Parish Council, the National Trust, local businesses and residents; so although Surrey might save on their budget, the costs will just be passed onto others. We also queried the rationale behind reducing the number of days that Witley Recycling Centre will be open, when Witley would have to deal with the majority of waste that would have previously gone to the Cranleigh Recycling Centre. We are delighted to note that SCC

We have already seen numerous incidents of fly-tipping around the parish

have now decided not to recommend the closure of the Cranleigh Recycling Centre, although it may have reduced opening times.

The Parish Council was also asked to respond to a proposal from Waverley regarding the Community Infrastructure Levy (CiL). CiL is a levy imposed on new developments to fund local infrastructure improvements, similar to the Section 106 (S106) constraints put on developments in the past. The money raised by the CiL levy mainly goes to WBC but a proportion is allocated to the parish to fund local community schemes. The proportion is higher if the parish has a neighbourhood plan in place, which is another reason for producing the Witley Neighbourhood Plan.

Our response centred on the value of the levy, as it is substantially higher than the previous charges under the S106 agreements. We were concerned that such a high levy may actually restrict development around Waverley, and Waverley may fail to meet its targets for development over the next 15 years. However, it is worth bearing in mind that the money raised from this scheme can go towards funding transport, schools, parks, playgrounds and other community facilities, so we, as a community, need to prepare some ideas of what is needed.

*Councillor Tony Sollars, Chairman, Planning Committee, 2017-18*

### Fly tipping

When you see rubbish that has been fly-tipped on the road or on Waverley Borough Council land please report it online to WBC or use their new text service on 07786 202686 to text details of the location. If the rubbish is on Parish Council land, please report it to us at the Parish Office. If you spot someone in the act of fly-tipping, and it's safe to do so, please take a picture of the vehicle that is being used so that the offender can be identified and fined.



## Report it online to Surrey County Council

### Pot holes, pavements, overgrown hedges

The quickest way to get these things sorted out is to contact Surrey County Council online. Go to [www.surrey.gov.uk](http://www.surrey.gov.uk) and click on the **Report it** tab. There are links to the most frequently reported problems.



## Future Housing Development - Survey Results

### Witley Parish Neighbourhood Plan

#### What is the Witley Neighbourhood Plan (WNP) ?

The UK Government has decided that more houses are needed and is expecting compliance from local authorities to build new homes. Waverley Borough Council (Waverley BC) is proposing that approximately 380 new houses should be built in the parish of Witley by 2032. *Nb. Waverley BC is currently consulting on increasing this to 480 homes\**. However the Government has also legislated that local people can draw up a Neighbourhood Plan (NP) for their community. Once approved, this plan must be taken into account by the relevant Borough Council when making planning decisions, with the exception of designated strategic sites. A Neighbourhood Plan can influence the types of housing that would be built, their locations in the Parish; and the creation of infrastructure necessitated by the new homes and their residents.

For full information please go to [www.witleyneighbourhoodplan.co.uk](http://www.witleyneighbourhoodplan.co.uk)

If you wish to be included on our email updates please contact us at [info@witleynp.com](mailto:info@witleynp.com)

#### Next Steps – What happens next in developing the Neighbourhood Plan?

The NP Steering Group has started the process of assessing each of the sites put forward under the call for sites process. This will use robust planning criteria and will take account of the survey results. The process will take time as, in addition, we need to carry out the following actions:

- Take advice on environmental and other issues from various bodies such as Surrey Highways, Waverley BC, Natural England and the Surrey Hills Area of Outstanding Natural Beauty (AONB) Board.
- Produce a Habitats Regulations Assessment. Because areas in and around the parish are either designated as, or in close proximity to the Wealden Heaths Special Protection Area (SPA), or are subject to other environmental constraints, we must assess whether any of the preferred sites for development will have an adverse impact on any environmentally sensitive areas. If the impact is shown to be significant, we will have to seek appropriate solutions to mitigate the use of these sites. This could, for example, mean that we need to plan to develop a new green space for public use within the Parish.
- We will then in conjunction with the Parish Council, come up with a preferred site list. This will then be discussed with Waverley BC. Once this has been done, a local consultation process will take place with residents and site landowners/agents. We will keep Parish residents informed of progress and will let you know when this next consultation process will begin.

#### Waverley BC Local Plan Part 1 - Milford Golf Course Site

This is the only strategic site in the Waverley BC Local Plan Part 1 proposed for the Witley Parish area. It was reviewed under the Public Examiner Inspection of the Local Plan Part 1 in June this year. During this process Witley Parish Council, WNP and local residents made representations about their concerns on this site. The final Public Examiners report is due later this year. At present WBC have agreed in principle to the development of the Milford Golf site. The plans put forward by the associated developer proposes 180 homes be built. Any development would still need to go through the formal planning process. Any continued concerns about this future development should now be directed to the Planning department at Waverley BC.

#### \*Waverley BC Local Plan Part 1 Amendments - Consultation closing date 20th October

If you wish to feedback on the current Waverley BC consultation on increasing the number of new houses built in Witley Parish to 480 by 2032 please go to [www.waverley.gov.uk/consult](http://www.waverley.gov.uk/consult) or pick up paper based copies of information and response form at the WBC Council Office or Godalming library.

## Feedback from Witley Parish Residents on Possible Housing Site Options

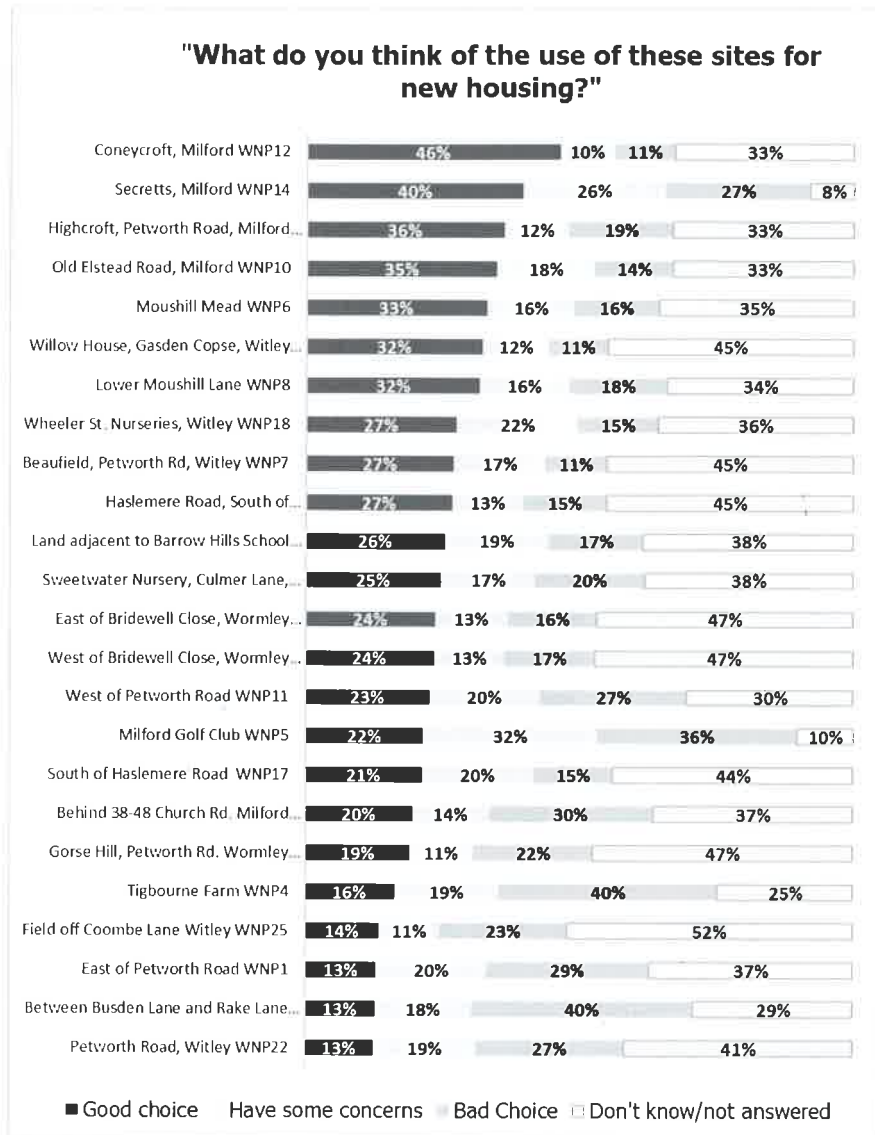
These survey results are based on the 462 completed survey responses received in July 2017.

The 25 site survey\* was available at the WNP Housing Development exhibitions at Milford Village Hall on the 8th July and Chichester Hall Witley on the 12th July.

The sites information pack and survey was also sent to our public email database and available online at the WNP website.

The public in Witley Parish community completed the surveys and delivered these back to our survey collection points by 31st July

*\*Please note WNP2 has been withdrawn from the WNP process by the landowner*



**Full survey results are available at [www.witleyneighbourhoodplan.co.uk](http://www.witleyneighbourhoodplan.co.uk). Key highlights include:**

- Most sites did not receive ratings from more than 30% of the survey respondents. However Secretts and Milford Golf Club sites were rated by 90% or more of the survey respondents.
- 7 sites, including Secretts (200 new homes), were endorsed as a good choice for new housing by 30% or more of the survey respondents.
- 4 sites including Milford Golf Club (180 new homes) and Tigbourne Farm (153) in Wormley, were considered a bad choice by 30% or more residents.
- 15 of the 24 sites received more "good choice" than "bad choice" ratings.
- A wide range of concerns were expressed about the impact of building 380 (see note on opposite page) new homes in Witley Parish. Key concerns were:
  - Access roads and junctions that are already congested.
  - Increased traffic on the Haslemere and Petworth roads, and on Combe Lane Witley and Station Road Milford.
  - The need to enlarge the car parks at Milford and Witley railway stations.
  - Loss of green space and woodlands and encroachment on to the Green Belt and Areas of Outstanding Natural Beauty.



## The Allotment Season is about to begin!

### Rental begins each fall to allow the gardener time to plant winter crops and prepare for a productive spring and summer.

We are very fortunate to have two separate allotments sites in Witley Parish. Unlike many parishes with waiting lists, there are plots available and you don't even have to be a Parish resident.

They are at:

● **Enton:** Off Petworth Road just beyond the Witley Community Recycling Centre down Lakes Lane. Enton has no organic requirement.

● **Redgate Farm:** Off Haslemere Road at Sandy Lane just past the Cricket Pitch. These allotments are organic. Allotments are rented for one year for the price that compares

with a nice lunch for two.

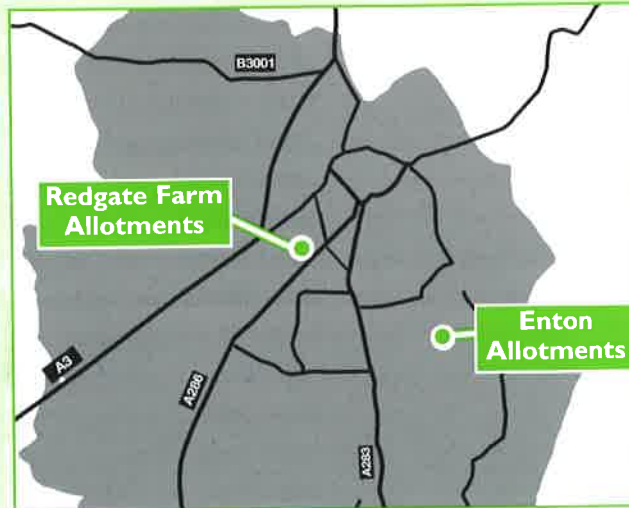
1. Water, security and grounds maintenance is provided.
2. Allotments are of the order of 100 square metres allowing plenty of room for a single family produce production but smaller plots are also available.

3. Chickens are allowed at both allotments and currently at Redgate Farm a local farmer has provided his pigs, to clear plots for an easier start.
4. The Parish Council has also drawn up guidelines for bee keeping at Redgate.

Many different techniques are used in successful allotments and there are plenty of friendly people to help you learn or to learn from your experience. If you are interested in taking on an allotment contact David Ralf at [asst.clerk@witley-pc.gov.uk](mailto:asst.clerk@witley-pc.gov.uk) or 01483 422044.

### Happy Gardening

*Willis Mitchell, Allotment Holders Representative, Redgate Farm Allotments*



## Dog poo – Remember your poo bags!

**We have constant complaints** about people walking dogs on our recreation areas and not picking up after them. We ask dog owners to consider the other users of the area. It's not pleasant to pick up a cricket ball in the outfield and pick up dog poo with it. It is unsightly, unpleasant, smelly and anti-social. And as everybody should know by now it can cause toxocarais which can lead to blindness, so when children are around it can be a serious risk to health. **So please pick up!**

## Being a Councillor

### Parish councillors have an opportunity to make a real difference to their community.

Have you considered becoming a parish councillor? It may be easier and more rewarding than you think. But what is involved?

#### What is a parish council?

Parish councils are the elected first tier of local government and, as such, are closest to the electors. The next tiers are the borough (Waverley Borough Council) and county councils (Surrey County Council). Parish councils are funded by a precept raised as part of the Council Tax and take responsibility for a range of local matters and community needs, such as the neighbourhood plan, allotments, playgrounds and the maintenance of local facilities under the Council's control including common land, ponds and bus

shelters. Beyond this, they identify, support and manage local project initiatives and can fund grants to local organisations such as youth clubs and charities.

Witley Parish Council is composed of 16 councillor seats over three wards; Milford, Witley East and Witley West. Milford has seven councillor seats, Witley East has eight and Witley West has one.

Councillors must be 18 or over and are usually elected by the public to serve a four-year term. Witley Parish Council is non-political and its councillors represent their wards rather than any organisation. While the next parish council elections are due to take place in 2019, there are currently five councillor vacancies (four in Milford and one in Witley East). As such, these seats can be filled by co-option, until

the formal election in 2019.

## What does a parish councillor do?

Councillors represent the electors in their parish ward. They are accessible to residents to listen to their concerns and to deal with them or to pass them for action to the appropriate authorities directly or via the Parish Clerk. Councillors may also represent the Council on local bodies and in meetings with other authorities. Being a parish councillor does require commitment. Meetings should be attended and planning applications and other documents must be reviewed. The work load can vary

depending on how much time you are able to commit; the role can become as involved as you would like if you have the time and are willing. In return is the satisfaction of putting something back into the community.

## Interested?

If you would like to find out more about being a Witley parish councillor please contact Sarah Nash, the Clerk, at [clerk@witley-pc.gov.uk](mailto:clerk@witley-pc.gov.uk) or at the Parish office in Milford Village Hall (9am-12pm, Monday-Friday).

Sarah Nash, Clerk, Witley Parish Council

## WITLEY PARISH COUNCIL COUNCILLORS for 2017-18

### COUNCIL CHAIRMAN

**Patrick Stewart** (Witley East Ward)  
[patrick.stewart@witley-pc.gov.uk](mailto:patrick.stewart@witley-pc.gov.uk) ..... **07785 274867**

### COUNCIL VICE CHAIRMAN

**Barbara Kinnes** (Chairman, Staffing Committee, Witley East Ward) .....  
[barbara.kinnes@witley-pc.gov.uk](mailto:barbara.kinnes@witley-pc.gov.uk) ..... **01428 682870**

### COUNCILLORS

**Steve Dale** (Witley West Ward) .....  
[steve.dale@witley-pc.gov.uk](mailto:steve.dale@witley-pc.gov.uk) ..... **01428 681356**

**Maxine Gale** (Witley East Ward; Lead Member for Enton) .....  
[maxine.gale@witley-pc.gov.uk](mailto:maxine.gale@witley-pc.gov.uk) ..... **01428 683055**

**Julie Grist** (Witley East Ward; ; Lead Member for Witley; Lead Member for Allotments) .....  
[julie.grist@witley-pc.gov.uk](mailto:julie.grist@witley-pc.gov.uk) ..... **01428 683448**

**Graham Hewett** (Milford Ward; Chairman, Amenities and Environment Committee; Lead Member for Milford)  
[graham.hewett@witley-pc.gov.uk](mailto:graham.hewett@witley-pc.gov.uk) ..... **01483 417495**

**David Ingram** (Milford Ward) .....  
[david.ingram@witley-pc.gov.uk](mailto:david.ingram@witley-pc.gov.uk) ..... **01483 420262**

**Robin Lucas** (Milford Ward) .....  
[robin.lucas@witley-pc.gov.uk](mailto:robin.lucas@witley-pc.gov.uk) ..... **07977 007700**

**Gillian McCalden** (Witley East Ward; Chairman, Finance and General Purposes Committee; Lead Member for Wormley) .....  
[gillian.mccalden@witley-pc.gov.uk](mailto:gillian.mccalden@witley-pc.gov.uk) ..... **01428 682405**

**Louise Mills** (Witley East Ward; Lead Member for Brook and Sandhills) .....  
[louise.mills@witley-pc.gov.uk](mailto:louise.mills@witley-pc.gov.uk) ..... **01428 682414**

**Tony Sollars** (Witley East Ward; Chairman, Planning Committee) .....  
[tony.sollars@witley-pc.gov.uk](mailto:tony.sollars@witley-pc.gov.uk)

## YOUR COUNTY AND BOROUGH COUNCILLORS

### SURREY COUNTY COUNCIL

**Godalming South, Milford and Witley**  
**Peter Martin** ..... **01483 425644**  
[peterj.martin@surreycc.gov.uk](mailto:peterj.martin@surreycc.gov.uk)

**Waverley Western Villages**  
**David Harmer** ..... **01428 609792**  
[david.harmer@surreycc.gov.uk](mailto:david.harmer@surreycc.gov.uk)

### WAVERLEY BOROUGH COUNCIL

**Elstead and Thursley**  
**David Else**  
[david.else@waverley.gov.uk](mailto:david.else@waverley.gov.uk)

**Jenny Else** ..... **01252 702036**  
[jenny.else@waverley.gov.uk](mailto:jenny.else@waverley.gov.uk)

**Milford**  
**Denis Leigh** ..... **01483 420025**  
[denis.leigh@waverley.gov.uk](mailto:denis.leigh@waverley.gov.uk)

**Bob Upton** ..... **07939 669628**  
[bob.upton@waverley.gov.uk](mailto:bob.upton@waverley.gov.uk)

**Witley and Hambledon**  
**Nick Holder** ..... **01428 682402**  
[nicholas.holder@waverley.gov.uk](mailto:nicholas.holder@waverley.gov.uk)

**Anna James** ..... **01428 682844**  
[anna.james@waverley.gov.uk](mailto:anna.james@waverley.gov.uk)



## DATES FOR YOUR DIARY

### Christmas Trees Lighting

Pirrie Hall, Brook

Saturday 2 December – 6.00pm

Milford Village Hall

Friday 1 December – 7.00pm

Chichester Hall, Witley

Saturday 25 November – 6.00pm

### Council Meetings

Meetings of the Full Council are held in the Burton Pavilion, Milford Heath Road, Milford at 8.00pm on the last Thursday of each month except August and December. Meetings are open to the public. The building is accessible for people with mobility problems. Residents wishing to raise any matter with the Council are asked to notify the Clerk at least 5 days prior to the meeting.

### Where to find us



Council Office,  
Milford Village Hall,  
Portsmouth Road,  
Milford, Godalming,  
Surrey GU8 5DS

Office hours:

**Monday to Friday**

**9.00 am – 12.00 noon**

Telephone: **01483 422044**

Clerk – **Sarah Nash**

(email: [clerk@witley-pc.gov.uk](mailto:clerk@witley-pc.gov.uk))

Assistant Clerk – **David Ralf**

(email: [asst.clerk@witley-pc.gov.uk](mailto:asst.clerk@witley-pc.gov.uk))

Website: [www.witley-pc.gov.uk](http://www.witley-pc.gov.uk)

## CONTACTING SURREY POLICE

### Please dial 999 in an emergency.

A police emergency is defined as incidents where:

- Someone's life is in danger.
- Someone is at risk of violence, or property is about to be damaged.
- A serious offence is in progress.
- A suspect is at the scene or an early arrest is likely.
- Serious disruption to the public is likely.
- Very serious crime (e.g. Rape, GBH).

### Please report non-emergency incidents to us by telephoning 101 24 hours a day, 7 days a week.

It is recommended that you put these numbers in your mobile, to enable you to contact us when you need to.

### Contacting the deaf, hard of hearing or speech impaired:

If you are **hard of hearing or speech impaired**, textphone on . . . **18001 101 (non-emergency)**

or . . . . . **18000 (emergency)**

or text us on . . . . **07786 204020** or **999**

(register at [www.emergencysms.org.uk](http://www.emergencysms.org.uk))